


Have the child draw each shape.



Square



Rectangle



Circle



Diamond



Triangle

Rocco
right hand

ST. PAUL'S LUTHERAN CHURCH PRESCHOOL & KINDERGARTEN

FOURS ASSESSMENT 2012

Name Rocco Calice

Date March 2012

LETTERS

Circle each uppercase letter the child can name. (What is the letter? Or, What is the letter's name?). Place a check under each letter whose sound the child can produce. (What is the letter sound?) For the vowels, assess whether the child can produce both sounds.

<u>A</u>	<u>B</u>	<u>C</u>	<u>D</u>	<u>E</u>	<u>F</u>	<u>G</u>	<u>H</u>	<u>I</u>	<u>J</u>	<u>K</u>	<u>L</u>	<u>M</u>
✓	✓	✓	✓	✓	✓	✓	✓	—	✓	✓	✓	✓
<u>N</u>	<u>O</u>	<u>P</u>	<u>Q</u>	<u>R</u>	<u>S</u>	<u>T</u>	<u>U</u>	V	<u>W</u>	<u>X</u>	<u>Y</u>	<u>Z</u>
✓	✓	✓	✓	✓	✓	✓	✓	—	✓	—	✓	✓

NUMBERS

Ask the child to count up to 20. Note how far the child can count. Then circle each number the child can name below. 39

<u>1</u>	<u>2</u>	<u>3</u>	<u>4</u>	<u>5</u>	6	7	8	9	10
					<u>inconsistent</u>				

11 12 13 14 15 16 17 18 19 20

30 40 50 60 70 80 90 100

LISTENING COMPREHENSION

Read the following story. Then ask the questions and note the child's answers.

Once upon a time a little squirrel named Nutkin went for a walk in the forest. He found two big nuts and buried them. But his friend Silvertail found them and dug them up. Silvertail wanted to keep the nuts but Nutkin said, "There are two nuts. You can have one and I can have the other." So the two squirrels shared the nuts because they were friends and they did not want to fight.

What did Nutkin find and then bury? acorn

Did Silvertail want to keep both nuts? no

What did Nutkin decide to do with the nuts? Share them

SEQUENCING & SUMMARIZING

Have the child place the three picture pieces in the correct sequence. Say: "I want you to put these puzzle pieces in the correct order: what happens first, next, and last?" Then ask the child to tell you what is happening in each picture. Note down his/her description.

(First) They're rolling the ball.

(Next) They're rolling more balls.

(Last) Then they get some stuff.
Then they have a snowman.

WRITING

Have the child write his/her name.

R O C C O

COLORS

Have the child ^{read}~~name~~ each color.

☒ red

☐ brown

☐ white

☐ pink

☒ blue

☐ black

☒ green

☐ yellow

☐ purple

☐ orange

Rocco


The child -

- interacts easily with other children and teachers*
- demonstrates self-confidence
- shows self-direction and initiative*
- follows classroom rules and routines*
- accepts changes in routines... ..
- handles transitions with ease*
- follows simple two step directions
- uses materials appropriately

✓
✓
✓
✓
✓
✓
✓
✓



Rocco



ST. PAUL'S LUTHERAN CHURCH PRESCHOOL & KINDERGARTEN

FOURS ASSESSMENT 2012

Name Rocco Calice

Date Nov. 2011

LETTERS

Circle each uppercase letter the child can name. (What is the letter? Or, What is the letter's name?). Place a check under each letter whose sound the child can produce. (What is the letter sound?) For the vowels, assess whether the child can produce both sounds.

<u>A</u>	<u>B</u>	<u>C</u>	<u>D</u>	<u>E</u>	<u>F</u>	<u>G</u>	H	<u>I</u>	<u>J</u>	<u>K</u>	<u>L</u>	<u>M</u>
✓	✓	✓	✓	✓	✓	✓	-	-	-	✓	-	✓
<u>N</u>	<u>O</u>	<u>P</u>	<u>Q</u>	<u>R</u>	<u>S</u>	<u>T</u>	<u>U</u>	V	W	<u>X</u>	<u>Y</u>	<u>Z</u>
✓	✓	-	-	-	✓	✓	✓	-	-	-	-	✓

NUMBERS

Ask the child to count up to 20. Note how far the child can count. Then circle each number the child can name below. 29 (skips 15)





1 2 3 4 5 6 7 8 9 10

11 12 13 14 15 16 17 18 19 20

30 40 50 60 70 80 90 100

SHAPES

Have the child name each shape.



Have the child draw each shape.



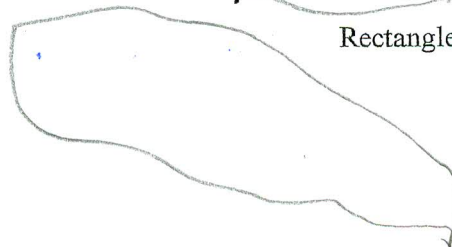
Square



Rectangle



Circle



Diamond



Triangle

WRITING

Have the child write his/her name.

h a e e e

COLORS

Have the child name each color.

☒ red

☒ brown

☒ white

☒ pink

☒ blue

☐ black

☒ green

☒ yellow

☒ purple

☒ orange

WORD READING

Circle the words the child can read. If the child can only sound out some or one of the letters, underline the letter(s).

m a n

s i t

p e t

d o g

f u n

Mia

St. Paul's Preschool and Kindergarten

S-Satisfactory

E-Emerging

N-Needs Guidance

Plays- Alone Parallel With Other Children

Attention Span- Short Average Long

- ind
- parallel
- interaction

Social Skills

Shares with Others S

Respect for others S

Self-control S

Response to directions S

Makes choices E

Joins in group activities E

Understands-one step direction S multi-step direction S

Speaks-one-to-one S in a group E in complete sentences S

Speech S

Willingness to clean up N

Small Motor Skills

Scissors E Hand preference R

Pencils, markers, crayons S Hand preference R

Holding S Control S

Craft/art projects S

Large motor skills S

Use of playground equipment S

Name Recognition S

Number Recognition E Counting N

Colors S

Shapes S